

SPIKA NG 360













115 V / 60 Hz

SELF-CONTAINED ICE CUBE MACHINE

FEATURES

- ▶ PRODUCES FULL DICE ICE CUBES OR HALF DICE ICE CUBES.
- ▶ STIF: STRONG INOX FRAME. SOLID MACHINE STRUCTURE IN 4 COLUMNS WITH AISI 304 STAINLESS STEEL FRAME.
- ▶ STRONGEST DOOR IN THE MARKET. MADE OF STAINLESS STEEL. OPENING AND DAMPING SYSTEM PATENTED BY ITV.
- ▶ SMART FRONT VENTILATION SYSTEM, (SFVS) ALLOWS BUILT-IN INSTALLATION OF THE UNIT.
- ▶ CLEANING SWITCH: ALLOWS CIRCULATION OF WATER WITH DESCALING PRODUCT (CALCLIN OR SIMILAR) WITHOUT COOLING.
- ▶ "NEVER STOP" MOTOR PUMP DEVELOPED BY ITV. PUMP WITHOUT SEALS, WHICH AVOIDS DETERIORATION IN HARD WATER.
- ▶ EASI: EASY ACCESS FOR SERVICE & INSTALLATION. ALL PANELS CAN BE DISASSEMBLED SEPARATELY.
- ▶ ELECTRONIC CONTROL THAT ENHANCES THE PERFORMANCE OF THE MACHINE AND ALLOWS IT TO ADAPT TO EXTREME CLIMATES.
- ▶ NATURAL GAS R290 WITH VERY LOW GLOBAL WARMING POTENTIAL WHICH ALSO REDUCES THE ENERGY CONSUMPTION.
- ▶ LED ON/OFF SWITCH / PCB MOUNTED AT THE BOTTOM.
- ▶ TROPICALIZED MACHINES (T CLASS) / STAINLESS STEEL ADJUSTABLE LEGS.



		 	 				
	24 H	70°F/20°C 50°F/10°C lbs (Kg)	90°F/32°C 70°F/21°C lbs (Kg)	lbs (Kg)	in (mm)	in (mm)	SPIKA HALF DICE 0.9" (W) x 0.43" (D) x 1.02" (H) 23 mm (W) x 11 mm (D) x 26 mm (H) Average dimensions
SPIKA NG 360 A		340 (154)	273 (124)	99 (45)	Width 30" (762) Depth 30" (762) Height* 32.76" (832)	Width 33.08" (840) Depth 32.48" (825) Height 37.41" (950)	
SPIKA NG 360 W		-	-				

* WITH LEGS 39"

ACCESSORIES

INCLUDED



6" HEIGHT ADJUSTABLE LEG KIT



SCOOP



11" FILTER
ANTI-LIMESCALE + ANTI-CHLORINE
CS-111 K



11" REPLACEMENT CARTRIDGE
ANTI-LIMESCALE + ANTI-CHLORINE
CS11

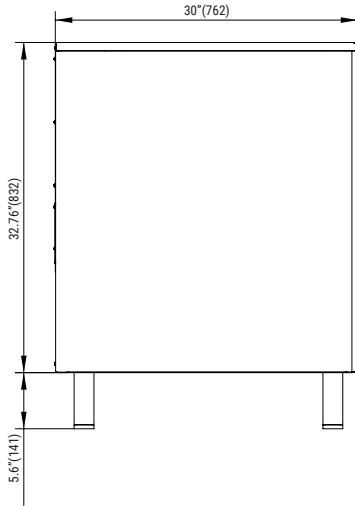


SCALE KLEEN

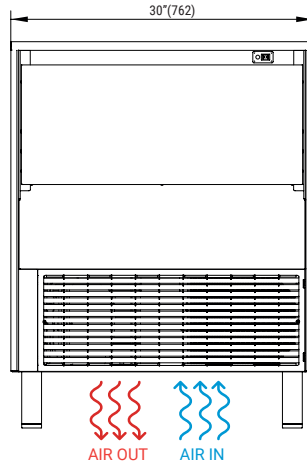
TECHNICAL SCHEME

SPIKA NG 360

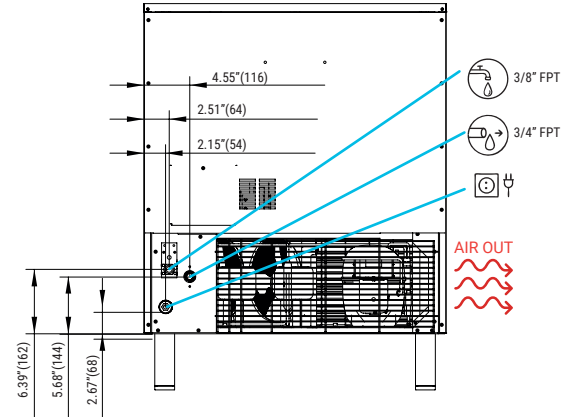
SIDE VIEW



FRONTAL VIEW



REAR VIEW



* All dimensions in inches (and mm)

OPERATING CONDITIONS

PRODUCTION (LBS) 60Hz

±10% V

41°F/109°F

41°F/95°F

14,5 psi (1 bar) / 87 psi (6 bar)

144/288 Ice cubes/cycle

V	Hz	ph
115	60	1N



FULL DICE

SPIKA NG 360 AIR COOLED

	50° 10°	60° 15°	70° 21°	86° 30°
50° 10°	361	354	355	346
68° 20°	344	339	335	331
90° 32°	306	282	273	264
109° 43°	247	225	205	190

FULL DICE

SPIKA NG 360 WATER COOLED

	50° 10°	60° 15°	70° 21°	86° 30°
50° 10°	-	-	-	-
68° 21°	-	-	-	-
90° 32°	-	-	-	-
109° 43°	-	-	-	-

MODELS

SPIKA NG 360 A

SPIKA NG 360 W

	ASHRAE CONDITIONS (BTU/h) (W)	(W) 109°F	(AWG/mm²) (n.)	FUSE	100lbs 90°F / 70°F (Kwh/100 lbs)	gal 100lbs (l/h)	HEAT REJECTED (BTU/h) (W)	(lbs)	(lbs)
SPIKA NG 360 A	6,791 1,989	787	16/1,5 3	16	6.35	23 14	5,353 1,568	163	187,5
SPIKA NG 360 W	- -	- -	- -	- -	- -	- -	- -	- -	- -



ITV Ice Makers, Inc.
9550 Satellite Blvd, Suite 100
Orlando, FL 32837
Phone: 1 407 826 1860 | Fax: 1 407 826 1861
Toll Free: 1 888 488 1423
sales@itvice.com | www.itvice.com



SERVICE
service@itvice.com
Skype: service@itvice.com
PHONE: +1 888 488 1423
FROM 8AM TO 5PM EST



2 ADDITIONAL YEARS
ON COMPRESSOR &
EVAPORATOR
Read our warranty policy
to know more about
limitations and exclusions



VERTICAL SYSTEM