



BEVERAGE-AIR

Project: _____	AIA# _____
Item: _____	
Location: _____	SIS# _____
Approved: _____	

PRT1XTHC TOP MOUNT EXTRA TALL ROLL-THRU REFRIGERATOR

P-SERIES TOP MOUNT EXTRA TALL ROLL-THRU REFRIGERATOR

PRT1XTHC Roll-Thru Solid Door Refrigerator
Hydrocarbon Series

MODEL:
PRT1XTHC-1AS



5 Year Parts/Labor Warranty Available

7 Year Compressor Warranty

CABINET CONSTRUCTION

- Stainless steel front and side exterior (galvanized top, bottom)
- Interior is made of corrosion resistant aluminum
- Full electronic control
- Stainless steel door liner
- Expansion valve technology
- Variable speed compressor technology
- Self-closing doors with 120° stay-open feature
- 20 Gauge stainless steel doors
- Led interior light
- Heavy-duty cylinder locks
- Snap-in magnetic gaskets for positive door seals
- Hinged front shroud
- Reinforced stainless steel door ramps outside and cart guides inside
- Accepts cart up to 26 3/8"(W) x 26"(D) x 71 1/2"(H) (cart not included)
- Wiper gasket at bottom of door seals door to ramp
- Energy saving thermal breaker
- Stainless steel breaker caps
- 8' Cord and plug (see electrical data for details)

OPTIONS & ACCESSORIES

- 3 Year parts/labor standard, additional 2 year warranty available
- Stainless steel interior
- Door swing orientation (at time of order)

REFRIGERATION SYSTEM

- Uses environmentally friendly, energy efficient R290 refrigerant, and meets all regulatory requirements for CARB, SNAP, DOE & more
- Adaptive defrost
- Epoxy coated evaporator coil, located out of the food zone
- Refrigerator capable of maintaining product temperature 36°F to 38°F



Please verify qualifying units by visiting:
www.energystar.gov/cfs

3779 Champion Blvd., Winston-Salem, NC 27105
1-888-845-9800 Fax: 1-336-245-6453
Beverage-Air.com Sales@bevair.com



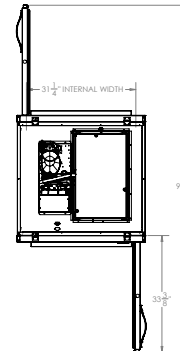
BEVERAGE-AIR®

MODEL	PRT1XTHC-1AS
EXTERNAL DIMENSIONAL DATA	
Width Overall	36 1/2"
Depth Overall with Handle	39 3/4"
Height Overall	89 7/8"
Between Cart Guides	26 5/8"
Number of Doors	2
Depth with Door Open 90°	99"
Door Openings (in)	27 1/8" x 72"
INTERNAL DIMENSIONAL DATA	
NET Capacity (cubic ft.)	42.27
Internal Width Overall (in)	31 1/4"
Internal Depth Overall (in)	26"
Internal Height Overall (in)	72 1/8"
ELECTRICAL DATA	
Full Load Amperes 115/60/1*	8.5
REFRIGERATION DATA	
Horsepower	3/4
Capacity (BTU/Hr)	4950
Heat Rejection (BTU/Hr)	7425
Charge (lbs/grams/ounces)	0.3307 / 150 / 5.29
SHIPPING DATA	
Gross Weight - Crated	451 lbs
Height - Crated	96"
Width - Crated	45"
Depth - Crated	45"

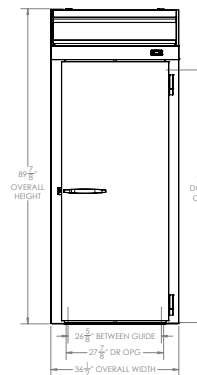
P Series Top Mount Extra Tall Roll-Thru Refrigerator Model: PRT1XTHC-1AS

Model Views

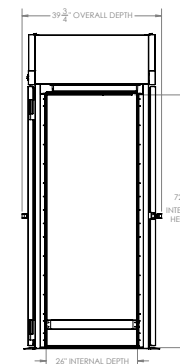
Required Clearance: Top 12"



PLAN VIEW



ELEVATION VIEW



SIDE VIEW

ELECTRICAL CONNECTION



115/60/1*
NEMA 5-15P

Unit pre-wired at factory
and include 8' long cord
and plug set.

* NOTE: This unit utilizes variable speed compressor technology. The compressor can experience nuisance tripping on Class A GFCI outlets which have a trip limit of 4 mA to 6 mA. To avoid this issue in a location that requires GFCI circuit protection, Beverage-Air recommends using a HUBBELL Model Number GFRST83W 20A Heavy Duty Hospital Grade Self-Test GFCI Receptacle.



3779 Champion Blvd., Winston-Salem, NC 27105 1-888-845-9800 Fax: 1-336-245-6453 Beverage-Air.com Sales@bevair.com

an Ali Group Company



The Spirit of Excellence