



BEVERAGE-AIR®

Project: _____	AIA# _____
Item: _____	
Location: _____	SIS# _____
Approved: _____	

PHI1 TOP MOUNT ROLL-IN WARMING CABINET

P SERIES TOP MOUNT ROLL-IN WARMING CABINET

PHI1-1S-PT Solid Door Warming Cabinet

MODEL:
PHI1XT-1S



5 Year Parts/Labor Warranty Available

CABINET CONSTRUCTION

- Exterior is stainless steel front, back, side and top grille (galvanized top, bottom)
- Interior is made of corrosion resistant aluminum
- Stainless steel interior door liner
- Stainless steel breaker caps
- Full electronic control
- 22 Gauge stainless steel door
- Adjustable electronic temp control from 80°F to 180°F
- Built-in, adjustable humidity control vent
- Safety shield strip type heating elements
- External mounted blower maintains even temperatures
- Accepts Cart: 26" (W) x 26" (D) x 71 1/2" (H) (cart not included)
- Heavy-duty cylinder lock
- Self-closing door with 120° hold open feature, with cam-lift hinges
- One-piece, snap-in magnetic door gasket with wiper gasket
- Hinged front shroud
- Proximity door switch activates interior incandescent lighting
- 8' Cord and plug (see electrical data for details)

OPTIONS & ACCESSORIES

- 3 Year parts/labor standard, additional 2 year warranty available
- Left or right door hinge (at time of order)
- Stainless steel interior

ELECTRICAL SYSTEM

- 15 AMP breaker required for single door units
- Strip type 750-watt heating elements, operating on 208-240/60/1, having a total of 1500 watts per compartment
- Externally mounted blower system maintains even temperature through out the food zone area



Please verify qualifying units by visiting:
www.energystar.gov/cfs

3779 Champion Blvd., Winston-Salem, NC 27105
1-888-845-9800 Fax: 1-336-245-6453
Beverage-Air.com Sales@bevair.com



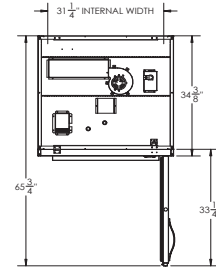
BEVERAGE-AIR®

MODEL	PHI1XT-1S
EXTERNAL DIMENSIONAL DATA	
Width Overall	36 1/2"
Depth Overall with Handle	36 1/8"
Height Overall	89 7/8"
Number of Doors	1
Depth with Door Open 90°	65 3/4"
Door Openings (in)	27 7/8" x 72 1/8"
INTERNAL DIMENSIONAL DATA	
NET Capacity (cubic ft.)	33.6
Internal Width Overall (in)	31 1/4"
Internal Depth Overall (in)	26"
Internal Height Overall (in)	73 1/8"
ELECTRICAL DATA	
Amps	5.9/6.8
Cabinet Voltage	208-240/60/1
Heater Watts per Section (@240V)	1500
SHIPPING DATA	
Gross Weight - Crated	345 lbs
Height - Crated	96"
Width - Crated	45"
Depth - Crated	45"

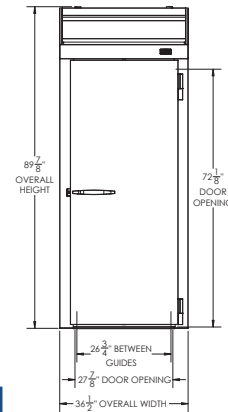
Top Mount Warming Cabinet Roll-In Model: PHI1XT-1S

Model Views

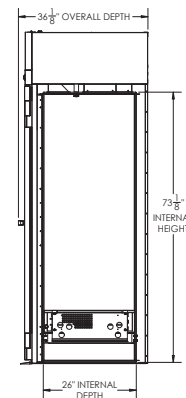
Required Clearance: Top 12"



PLAN VIEW



ELEVATION VIEW



SIDE VIEW



ELECTRICAL CONNECTION



208-240/60/1
NEMA 6-20P

Unit pre-wired at factory
and include 8' long cord
and plug set.

3779 Champion Blvd., Winston-Salem, NC 27105 1-888-845-9800 Fax: 1-336-245-6453 Beverage-Air.com Sales@bevair.com

an Ali Group Company



The Spirit of Excellence