



BEVERAGE-AIR®

Project: _____
Item: _____
Location: _____
Approved: _____

AIA#

SIS#

P SERIES TOP MOUNT WARMING CABINET

PH2 Glass Door Pass-Thru Warming Cabinet

MODEL:
PH2-1BG-PT



5 Year Parts/Labor Warranty Available

CABINET CONSTRUCTION

- Exterior stainless steel front and side (galvanized top and bottom)
- Interior is made of corrosion resistant aluminum
- Stainless steel breaker caps
- Full electronic control
- Operational indicator panel contains thermometer and adjustable thermostat control which is accurately calibrated from 80°F to 180°F
- Built-in, adjustable humidity control vent
- Safety shield strip type heating elements
- External mounted blower maintains even temperatures
- Heavy-duty cylinder locks
- Self-closing doors with 120° hold open feature, with cam-lift hinges
- One-piece, snap-in magnetic door gasket
- Hinged front shroud
- Proximity door switch activates interior incandescent lighting
- 6" Adjustable legs
- Six (6) silver freeze shelves
- 8' Cord and plug (see electrical data for details)

OPTIONS & ACCESSORIES

- 3 Year parts/labor standard, additional 2 year warranty available
- Pan slides
- Stainless steel interior
- 3" or 6" Casters
- Left or right door hinge (at time of order)

ELECTRICAL SYSTEM

- 20 AMP breaker required for double door units
- Strip type 750-watt heating elements, operating on 208-240/60/1, having a total of 1500 watts per compartment
- Externally mounted blower system maintains even temperature through out the food zone area

PH2 P SERIES PASS-THRU WARMING CABINET



Please verify qualifying units by visiting:
www.energystar.gov/cfs

3779 Champion Blvd., Winston-Salem, NC 27105
1-888-845-9800 Fax: 1-336-245-6453
Beverage-Air.com Sales@bevair.com



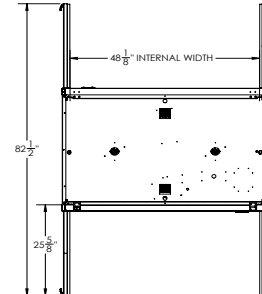
BEVERAGE-AIR®

MODEL	PH2-1BG-PT
EXTERNAL DIMENSIONAL DATA	
Width Overall	52 1/8"
Depth Overall with Handle	35 7/8"
Height Overall	84 1/4"
Number of Doors	4
Depth with Door Open 90°	82 1/2"
Door Openings (in)	22 3/4" x 54 5/8"
INTERNAL DIMENSIONAL DATA	
NET Capacity (cubic ft.)	46.5
Internal Width Overall (in)	48 1/8"
Internal Depth Overall (in)	26"
Internal Height Overall (in)	56 5/8"
Number of Shelves	6
ELECTRICAL DATA	
Amps	13.0
Cabinet Voltage 208-240/60/1	208-240/60/1
Heater Watts per Section (@240V)	3000
SHIPPING DATA	
Gross Weight - Crated	460 lbs
Height - Crated	85"
Width - Crated	55"
Depth - Crated	39"

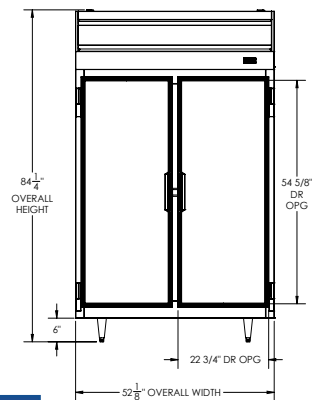
Top Mount Warming Cabinet Pass-Thru Model: PH2-1BG-PT

Model Views

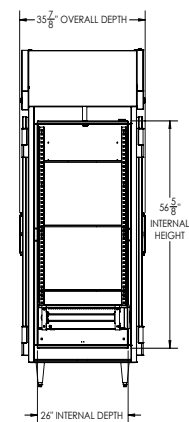
Required Clearance: Top 12"



PLAN VIEW



ELEVATION VIEW



SIDE VIEW



ELECTRICAL CONNECTION



208-240/60/1
NEMA 6-20P

Unit pre-wired at factory
and include 8' long cord
and plug set.

3779 Champion Blvd., Winston-Salem, NC 27105 1-888-845-9800 Fax: 1-336-245-6453 Beverage-Air.com Sales@bevair.com

an Ali Group Company



The Spirit of Excellence