



HIGH SPEED STAINLESS STEEL MEAT BAND SAW




Professional Meat
Band Saw, low waste
and high production
in fine cuts.

MODEL: ***KS-120***

- Stainless steel construction
- Hose down washable
- User's security system controlled electronically
- Stainless steel "slide moving table system"
- Easy to disassemble (without tools)
Up to 27% less waste

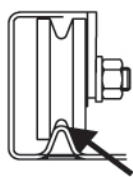


Excellent performance




TENSIONING SYSTEM EASILY ADJUSTABLE

Assures a proper blade tension for a clean cut and a long lasting blade life. It has a red mark on the upper wheel to indicate the correct blade tension.



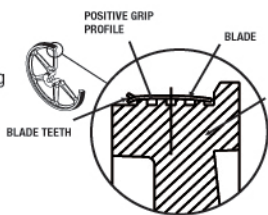
The PRO-CUT easy slide system allows a precise moving table ride, reducing effort and increasing productivity.

STAINLESS STEEL ROLLERS



CONSISTENCY ON CUTS

The scale thick gauge slides easily to adjust the thickness on cuts, providing assistance to achieve more consistency on cuts.



the balanced wheels provide a vibration free operation, and a positive grip profile on the border of the wheels assures a steady blade drive for a perfect cut, while protecting the blade teeth.

Easy to clean

HOSE DOWN WASHABLE

Saving time during cleaning operations.



EASY TO DISMANTLE

Main components are easily disassembled (without tools) for cleaning and sanitizing, replaced without the need to disassemble any of the components.



REMOVABLE WHEEL AND BLADE CLEANERS SYSTEM

To keep wheel and blade, grease and waste-free.



THERMOMAGNETIC SWITCHES

Protects the motor against overloads and it is easily activated.



MOTOR BRAKE (OPTIONAL)

This device stops the band very fast turning the switch off.



AVOID ACCIDENTS

Interlock safety switches on doors that stops the motor automatically if any of the doors are opened, reducing risk of accidents.




THUMB PROTECTOR

The sliding table features a thumb protector for safety operation.



MANCHESTER SWITCH

Stops energy completely for maintenance or use.



WASTE TRAY

Collects waste to keep working area clean.

SPECIFICATIONS:

MODEL	KS-120
SAW LENGTH	305 cm/120in
BLADE SPEED	32 m/seg
THROAT WIDTH	35 cm/13.7in
THROAT HEIGHT	45 cm/17.71in
THERMOMAGNETIC SWITCHES	YES
WASTE TRAY	YES
MOVABLE BLADE GUARD	YES
SEALED OFF BEARINGS	YES
LEVELING FEET	YES
*MOTOR	3 hp / 2.23 kw
VOLTS	220 V
FREQUENCY	60 hz.
NET WEIGHT	214 kg / 472 lb
SHIPPING WEIGHT	235 kg / 519 lb

*Motor available 3 HP, 220 v/ 60 Hz optional

DIMENSIONS

