

## Glass Door Coolers



Warranty: 24 months parts and labor.  
Additional 36 months on compressor (part only)  
KOOL-IT is a registered trademark of MVP Group.  
Specifications subject to change without notice.



5659 Royalmount Ave.  
Montreal, QC, Canada H4P 2P9  
Telephone: 514.737.9701 / Toll Free: 888.275.4538  
Fax: 514.342.3854 / Toll Free: 877.453.8832  
sales@mvpgroupcorp.com / mvpgroupcorp.com

12000 Biscayne Blvd., Suite # 108  
Miami, FL, United States 33181  
Telephone: 786.600.4687  
Toll Free: 844.218.8477  
Fax: 786.661.4100



June 2019

Glass Door Coolers  
SLIDING DOOR SERIES

Durable Design

- Modern & attractive appearance for any kitchen,C-Store, service station, etc.
- Black exterior baked enamel steel finish
- White interior baked enamel steel finish
- Interior base in painted steel finish
- Heavy-duty polyethylene coated adjustable wire shelves
- Double-pane locking glass doors are ergonomically designedand self-closing with easy grab handles
- Plastic upper sign panel with light
- 2-1/2" casters

Energy Efficient

- Entire cabinet structure engineered to the highest standards
- Built using foamed-in place high density CFC-free polyurethane
- Environment friendly R290 refrigerant
- One piece magnetic door gaskets, providing a tight and efficient seal
- ETL approved and conforms to NSF 7 standards\*

Superior Quality

- Positive air flow throughout with forced air movement throughout entire cabinet
- Refrigerators hold 33-40°F for optimum preservation of foods and beverages
- High efficiency evaporators with oversized condensing units on all models
- Digital temperature readout display with electronic thermostatic control
- LED interior lighting for total product display



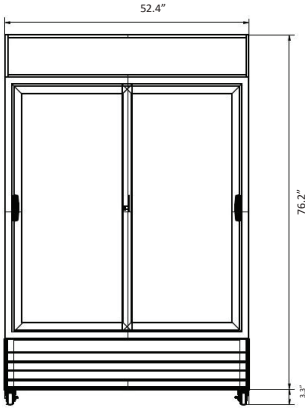
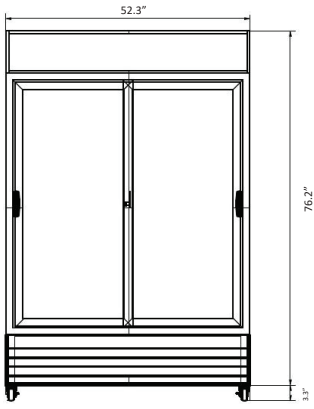
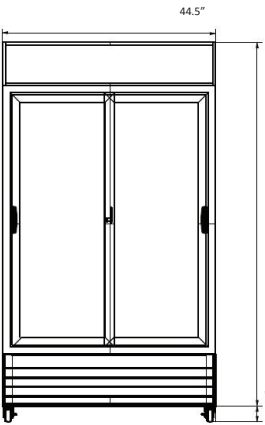
KSM-36



KSM-42



KSM-50



MODEL NUMBER	EXTERNAL DIMS (IN) W x D x H	INTERNAL DIMS (IN) W x D x H	SHELVES	STORAGE (CU-FT)	AMPS	COMPRESSOR SIZE (HP)	NET WEIGHT (LBS)	GROSS WEIGHT (LBS)	SHIPPING DIMS (IN) W x D x H
KSM-36	44.5" x 27.6" x 79.5"	35.6 x 19.8" x 61.5"	8	31.0	3.3	1/4	342	386	46.5" x 29.5" x 82.7"
KSM-42	52.3" x 27.6" x 79.5"	48.2" x 19.8" x 61.5"	8	34.1	3.3	1/4	348	430	54.3" x 29.5" x 82.7"
KSM-50	52.4" x 31.5" x 79.5"	48.2" x 23.7" x 61.5"	8	40.8	3.3	1/4	401	463	54.3" x 33.5" x 82.7"



Glass Door Coolers  
SWING DOOR SERIES

Durable Design

- Modern & attractive appearance for any kitchen, C-Store, service station, etc.
- Black exterior baked enamel steel finish
- White interior baked enamel steel finish
- Interior base in painted steel finish
- Heavy-duty polyethylene coated adjustable wire shelves
- Double-pane locking glass doors are ergonomically designed and self-closing with easy grab handles
- Plastic upper sign panel with lamp
- 2-1/2" casters

Energy Efficient

- Entire cabinet structure engineered to the highest standards
- Built using foamed-in place high density CFC-free polyurethane
- Environment friendly R290 refrigerant; KGM-7 -R600a
- One piece magnetic door gaskets, providing a tight and efficient seal
- ETL approved and conforms to NSF 7 standards\*

Superior Quality

- Positive air flow throughout with forced air movement throughout entire cabinet
- Refrigerators hold 33-40°F for optimum preservation of foods and beverages
- High efficiency evaporators with oversized condensing units on all models
- Digital temperature readout display with electronic thermostatic control
- LED interior lighting for total product display



KGM-7



KGM-13



KGM-23



KGM-36



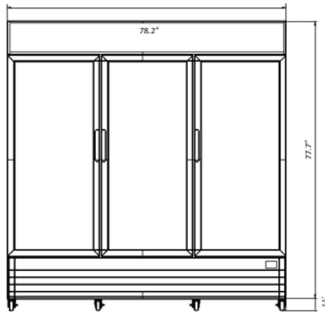
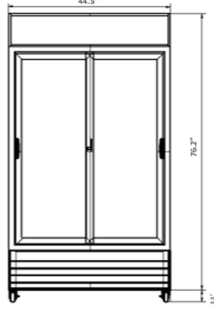
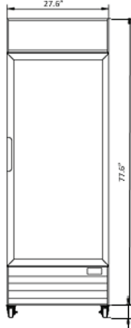
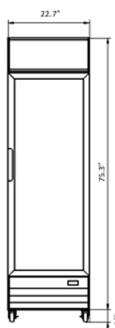
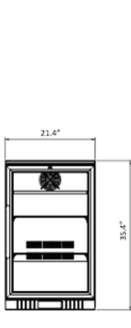
KGM-42



KGM-50



KGM-75



MODEL NUMBER	EXTERNAL DIMS (IN) W x D x H	INTERNAL DIMS (IN) W x D x H	SHELVES	STORAGE (CU-FT)	AMPS	COMPRESSOR SIZE (HP)	NET WEIGHT (LBS)	GROSS WEIGHT (LBS)	SHIPPING DIMS (IN) W x D x H
KGM-7	21.4" x 25.4" x 35.4"	20.4" x 16.3" x 26.9"	2	5.2	1.3	1/8	117	125	23.2" x 27.1" x 38.9"
KGM-13	22.7" x 23.8" x 78"	19" x 16.9" x 62.2"	5	11.6	1.6	1/5	172	176	24.6" x 24.8" x 80.5"
KGM-23	27.6" x 31.1" x 80.9"	23.7" x 24.2" x 62.8"	5	20.9	2.8	1/4	234	269	29.3" x 32.5" x 83.5"
KGM-36	44.5" x 28.4" x 79.5"	40.7" x 21.5" x 61.5"	8	31.1	3.3	1/4	307	347	46.5" x 30.3" x 83.5"
KGM-42	52.3" x 28.4" x 79.5"	48.5" x 21.5" x 61.5"	8	37.1	3.3	1/4	353	435	54.3" x 30.3" x 83.5"
KGM-50	52.3" x 32.3" x 79.5"	48.5" x 25.4" x 61.5"	8	43.8	3.3	1/4	382	468	54.3" x 34.3" x 83.5"
KGM-75	78.2" x 32.3" x 81"	74.3" x 27.4" x 62.2"	15	73.0	6.8	1/2	535	580	80.7" x 35.2" x 83.5"

