

## Forza STi 16" Pizza Oven



Optional  
Adjustable feet \*



### PERFORMANCE

- The **Forza STi** counts on a precisely controlled impinged air and infrared heating element to deliver increased heat transfer rates, resulting in cook times up to 50% faster. The Forza STi ovens are equipped with an easily removable catalytic converter, which breaks down grease-laden vapors allowing for ventless operation.

### FEATURES

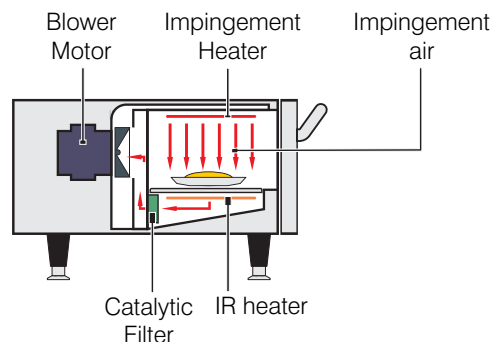
- Capacity for pizzas up to 16 inches;
- Touch screen controls with the most friendly and easy interface on the market;
- Up to 1024 recipes with 8 steps each ;
- USB port to upload/download recipes ;
- Easy to clean;
- Temperature adjustable from 86F (30C) to 608F (320C);
- Cool temperature exterior surfaces;
- Certified ventless\* (in progress) with easy removable catalytic converter;
- Variable-speed impingement airflow;
- Independently controlled top and bottom heaters;
- Double glass door with easy clean system;
- Allows the use of metal pans;
- Constructed from AISI430 (exterior) and AISI304 (interior) stainless steel ;
- Manual mode for on-the-fly cooking;
- Warranty – 1 year parts and labor .

### STANDARD ACCESSORIES

- Aluminum Mesh Screen;
- Aluminum Paddle;
- USB Drive.

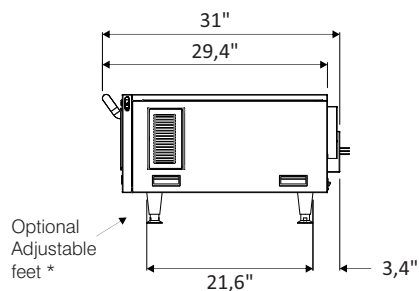
### OPTIONAL ACCESSORIES

- Adjustable feet.

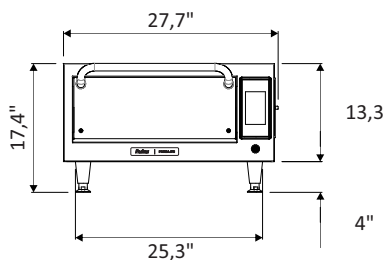


Note: Dimensions in millimeters

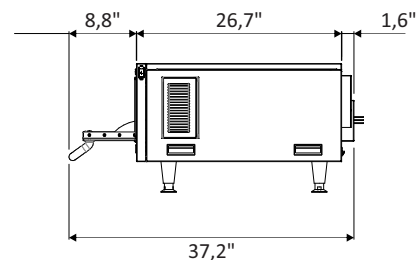
### PRODUCT DIMENSIONS



SIDE VIEW

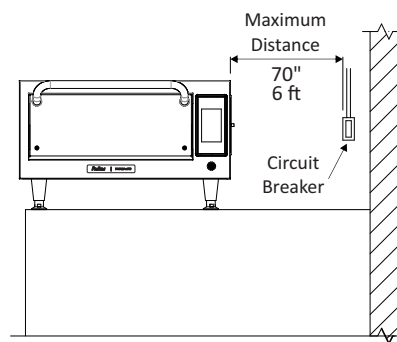
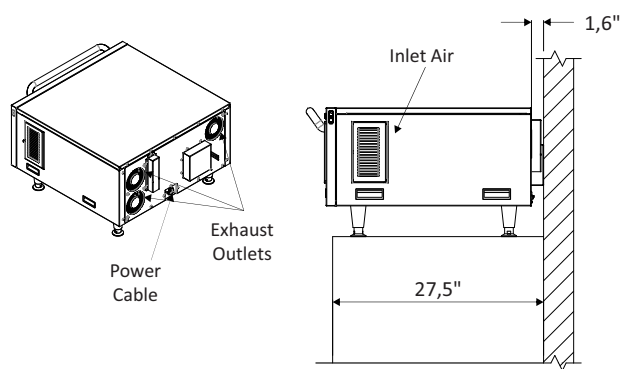


FRONT VIEW

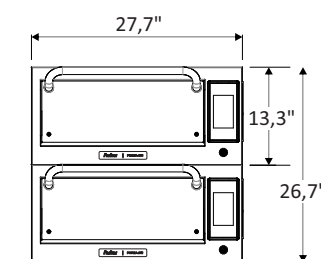


SIDE VIEW WITH  
OPEN DOOR

### INSTALLATION



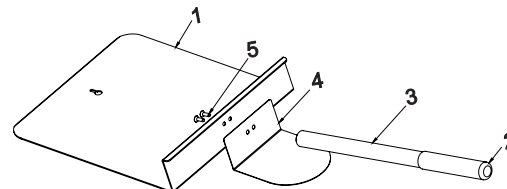
### STACKED VERSION DIMENSIONS



USE ALLEN 3 WRENCH FOR FIXING SCREWS (5)

ITEM	DESCRIPTION	QTY.
1	PADDLE BASE	1
2	GAUNTLET	1
3	400 MM CABLE	1
4	HAND PROTECTOR	1
5	FLAT HEAD SCREW M5 X 15 MM	2

USE PADDLE ASSEMBLY



### ELECTRICAL SPECIFICATIONS

Ensure that the electrical characteristics of the building network are in accordance with the technical specifications located on the data badge located on rear panel of the unit. The outlet should be located no more than 6ft / 1.8m away from the unit.

This unit must be properly grounded to avoid electrical shock. This unit is equipped with a 3-prong plug.

This plug must be connected to a properly installed and grounded outlet. In the event of an electrical short, properly grounding the unit reduces the risk of electrical shock by grounding the electrical current.

The building electrical is the customer's responsibility.

Region	Voltage (V)	Phases	Freq. (Hz)	Power (kW)	Circuit Breaker (A)	Cable	Socket
USA	208	Single	60	5.6	30	3x10 AWG	NEMA 6-30
	240	Single	60	7.2	30		

### GENERAL INSTRUCTIONS

The oven must be installed on a base or counter that supports the weight of each unit (approximately 148 lbs stand-alone or 296lb/stackable). For proper ventilation, a minimum space of 2" between the right side of the oven and the wall is required.

Do not block the air inlets and exhaust outlets located on the back and right side of the oven.

It is not recommended for the unit to be positioned near stoves, deep fryers, hot plates and other equipment that releases fat, fumes and heat.

The oven must be installed at a leveled and ventilated location.

Improper installation may void the equipment warranty.

### DIMENSIONS

Forza Sti (without feet)	Product Dimensions				Boxed Product Dimensions			
	Height	Width	Depth (w/handle)	Weight	Height	Width	Depth	Weight
	13,3"	27,7"	31"	147,7 lb	22,8"	31,9"	35"	209,4 lb
Chamber Dimensions	Capacity		Height		Width		Depth	
	0.65 cu.ft		3,6"		18,1"		17,1"	
Wall Clearance	Left Side		Back			Right Side		
	0"		0"			1"		