

REFRIGERATED 40" DISPLAY CASE

MODEL: DDC40

PRO-KOLD

Product features

- Left hinge swing, glass rear door for effortless loading and unloading
- Double pane, curved, front glass which reduces heat transfer and promotes product conservation
- Fully adjustable stainless steel shelves
- Stainless steel floor
- Temperature range 36° to 41°F
- Heavy duty 3" casters (included) for easy mobility and to facilitate cleaning
- LED lighting for enhanced product display
- Easy-lift front covers for access to condensing unit and easy cleaning
- Electronic temperature controller
- Gravity controlled cooling system
- 1/4 HP compressor
- R134a refrigerant that reduces and optimizes energy consumption



Available Product Finishes

BLACK


WHITE

STAINLESS
STEEL

Accessories

- Bottom, pre-painted grill to cover stainless floor for additional display

Product highlights



LED Lighting



Electronic digital controller



Easy access to compressor

Certifications



Warranty

- 2 Year parts and labor
- Additional 3 year compressor coverage

Residential: Assumes on liability for parts or labor coverage for component failure, factory defect or any other damages for units installed in non-commercial foodservice or residential applications.

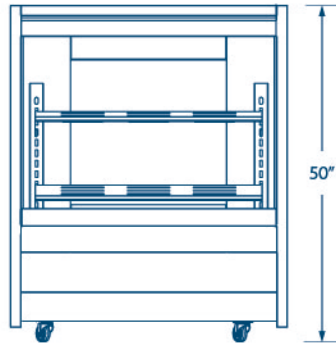
PRODUCT SPECIFICATIONS

MODEL: DDC40

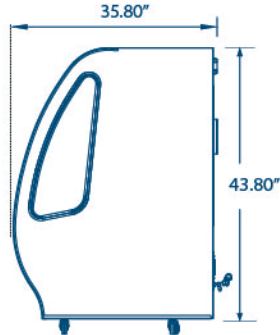
PRO-KOLD

Plan view

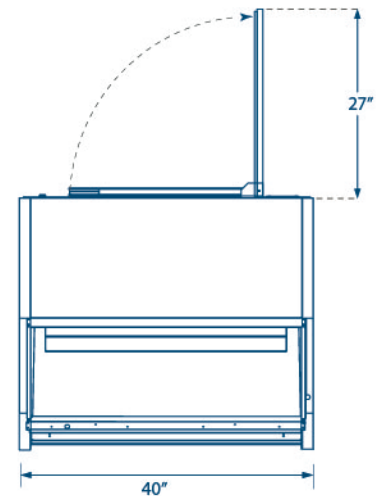
Front view



Side view



Top view



Technical data

Dimensions

External dimensions	W: 40" D: 35.80" H: 50"
Internal dimensions	W: 36.66" D: 28.75" H: 27"
Net volume	14 ft3 (396 Lts.)
Net weight	344 Lbs.
Gross weight	352.7 Lbs.
Packaging dimensions	W: 43" D: 40" H: 53"
Upper shelf dimensions	W: 32.78" D: 16.13" H: 3.56"
Lower shelf dimensions	W: 32.78" D: 17.19" H: 3.56"

Performance data

Refrigerant charge	9.5 oz
Energy consumption	6.48 kwh/h
Condenser forced	Ventilation Forced
Evaporator	Natural convection
Evaporation temperature	10°F
Expansion method	Capilar
Thawing method	By time

Construction

Exterior material	Pre-painted sheet metal
Interior material	Pre-painted sheet metal
Number of shelf storage	2
Shelf material	Steel
Door type	Glass door swing
Door quantity	1

Electrical data

Power supply	110v/ 60 Hz
Amps	5 A
Length of cord	118" (3000mm)
Lighting	LED
Plug type	NEMA-5-15P
Controller	Digital
Compressor power	1/4 HP

Cooling

Temperature range	36°F to 41°F (Exhibition)
Refrigerant	R134a
Defrosting	Electric
Temperature controller	Digital
Optimum temperature range	36°F to 41°F

Logistic data

Trailer Loads	60 fit on a 53' trailer
Unit weight with packaging	352.7 lbs (160 kg)
Dimensions with packaging	W: 43" D: 40" H: 53"

* W= Width, D= Depth, H= Height