



BEVERAGE-AIR

Project: _____	AIA#
Item: _____	
Location: _____	SIS#
Approved: _____	

BM23HC DRAFT BEER EQUIPMENT BAR MOBILE

BAR EQUIPMENT-BAR MOBILE

BM23HC Portable Draft Beer Dispenser With Draft Arm Hydrocarbon Series

**MODEL:
BM23HC-B**



**7 Year Parts/Labor Warranty
7 Year Compressor Warranty**

CABINET CONSTRUCTION

- Exterior features durable black painted steel
- Top is made from heavy-duty stainless steel including drip tray with black glass rails
- Interior construction utilizes galvanized steel on walls and ceiling, doorsill is stainless steel, reinforced floor made from heavy-duty stainless steel
- Mechanical control
- 3-in-1 Draft solution uses a single stainless-steel tap to serve different beverages, such as wine, beer, and coffee (or other non-alcoholic beverages) through silver-lined, anti-microbial tubing that is 100% effective against the top 4 beverage spoiling bacteria
- Tower has continuous source of cold air
- Three-inch (3") insulated tower with single faucet
- Beer waste bottle to capture beer from drain
- Self-closing door with lock
- Magnetic door gaskets for positive door sealing
- Field reversible door (hinge kit not included)
- Four-inch (4") heavy-duty casters
- Balanced, forced-air refrigeration system keeps beer in kegs ice cold for dispensing

OPTIONS & ACCESSORIES

- Club models available
- Custom tower hole location
- Drip tray location change
- Wine models available
- Wine tap
- Wine, beer & coffee faucet options
- 1- 4 faucet
- 2, 3, or 4-way manifold
- Draft arm faucet lock, (slide on)

REFRIGERATION SYSTEM

- Refrigeration system uses R290 refrigerant to comply with all environmental concerns
- Automatic, non-electric defrost
- Epoxy coated evaporator coil
- Maintains product temperatures between 36°F and 38°F




Please verify qualifying units by visiting:
www.energystar.gov/cfs

3779 Champion Blvd., Winston-Salem, NC 27105
1-888-845-9800 Fax: 1-336-245-6453
Beverage-Air.com Sales@bevair.com



BEVERAGE-AIR

MODEL	BM23HC-B
EXTERNAL DIMENSIONAL DATA	
Width Overall	24"
Depth Overall (with handle)	30 ³ / ₈ "
Height Overall (floor to top of tap)	53 ¹ / ₈ "
Number of Doors	1
Depth with Door Open 90°	51"
Door Opening (in)	19 ⁷ / ₈ " x 27 ¹ / ₈ "
INTERNAL DIMENSIONAL DATA	
NET Capacity (cubic ft.)	7.66
Internal Width Overall (in)	20"
Internal Depth Useable (in)	22 ¹ / ₄ "
Internal Height Overall (in)	29 ⁵ / ₈ "
Number of 1/2 Kegs	1
ELECTRICAL DATA	
Full Load Amperes	2.0
REFRIGERATION DATA	
Horsepower	1/6
Capacity (BTU/Hr)	1094
Heat Rejection (BTU/Hr)	1641
Charge (lbs/grams/ounces)	0.1213 / 55 / 1.94
SHIPPING DATA	
Gross Weight - Crated	176 lbs
Height - Crated	43"
Width - Crated	27"
Depth - Crated	33"

We reserve the right to change specifications and product design without notice. Such revisions do not entitle the buyer to corresponding changes, improvements, additions or replacements for previously purchased equipment. Dimensional tolerances +/- 1/4". Metric dimensions (MM).

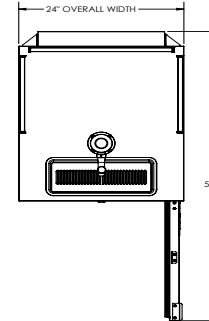
KEG CAPACITIES: BM23 / DD24 / DD36

1/2	1/6 1/6 1/6 1/6	1/6 1/4 1/6 1/6	1/4 1/4
1 x 1/2 std. keg	4 x 1/6 keg	2 x 1/6 1 x 1/4 slim	2 x 1/4 slim

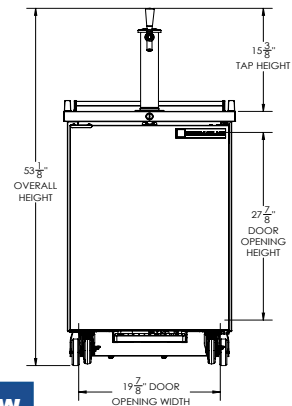
Bar Equipment-Portable Draft Beer Dispenser Model: BM23HC-B

Model Views

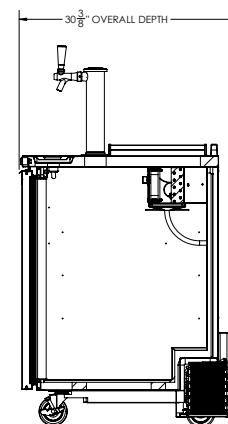
Required Clearance: 5 ¹/₈" bottom



PLAN VIEW



ELEVATION VIEW



SIDE VIEW

ELECTRICAL CONNECTION



115/60/1
NEMA 5-15P

Unit pre-wired at factory and include 8' long cord and plug set.

